

# MK ENGINEERING CO.,LTD

Fish Processing Machinery



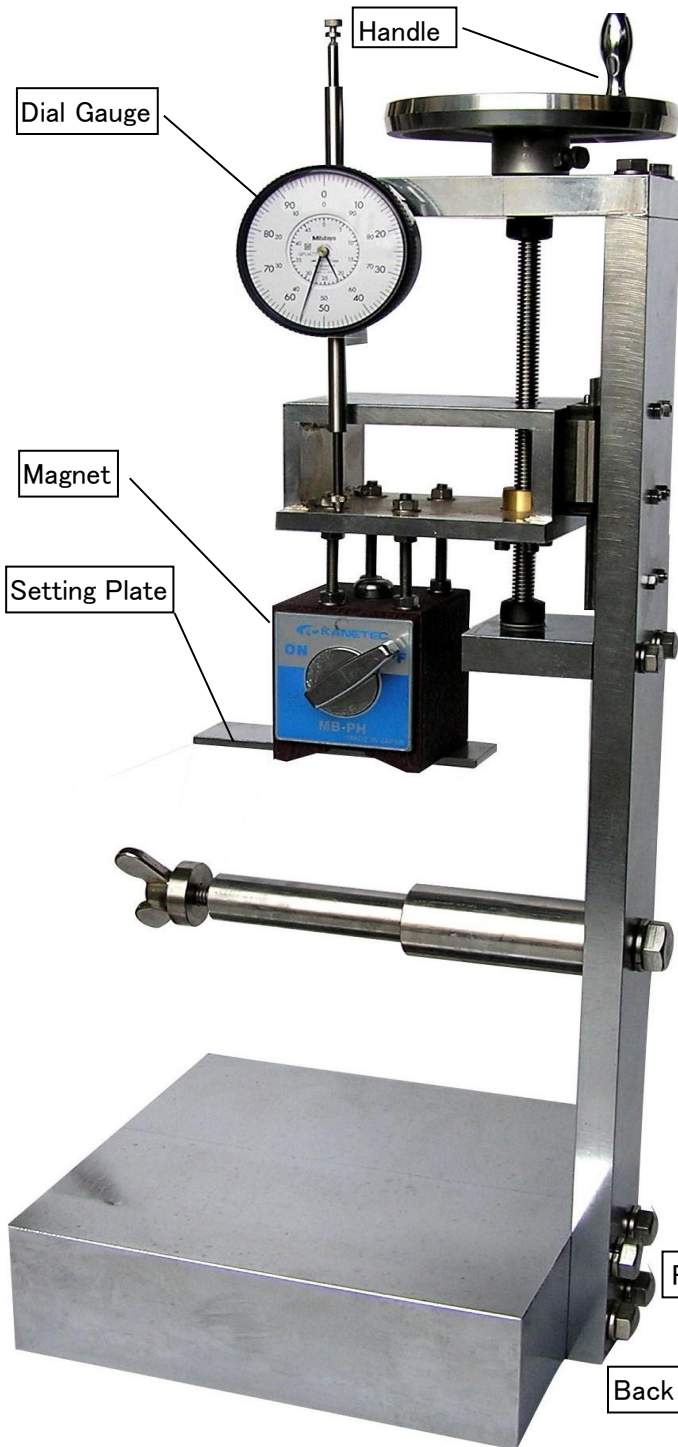
## Flat Blade Setting Gauge

Series 24

### How to operate

Everybody can set the flat blade easily.

1. Insert flat blade, back plate, and specified bolt into the cutter's body, but without tightening the bolt, yet.
2. Move the setting plate by the handle up to the cutter's body and adjust the dial gauge there to zero position
3. Then, lift up the setting plate up to any arbitrary position (normally 0.5 mm - 0.8 mm) without energizing the magnet.
4. Rotate the cutter's body and position the flat blade at the center of the setting plate. Energize the magnet. Then, the flat blade is lifted up and set to the proper position.
5. Tighten the fixing bolt gradually.  
(Repeat the above 4 & 5.)



MK ENGINEERING CO.,LTD.  
1060 ISHIZU YAIZUSHI SHIZUOKAKEN  
425-0041,JAPAN  
TEL 054-625-8360 FAX 054-625-8361

Sales agent